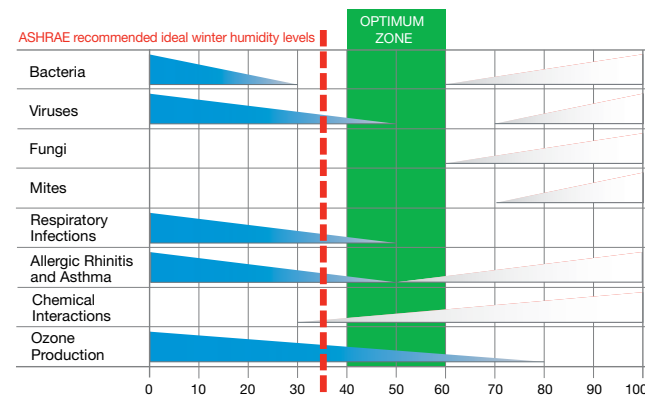


# general QUESTIONS



## Why is maintaining ideal humidity important?

Optimum relative humidity (RH) is defined by industry experts\* as between 40 and 60 percent RH on an average annual basis, and 35 percent during the heating season in dry climates. An environment with too little humidity leaves the body vulnerable to viruses and bacteria, and can cause woodwork in the house to shrink or crack. On the other hand, too much humidity creates ideal conditions for mold and mildew growth.



\* American Society of Heating, Refrigerating, and Air Conditioning Engineers (ASHRAE)

## How does TrueSTEAM™ compare to other humidifiers?

TrueSTEAM™ takes the best features from current steam humidifiers with their efficiency, performance and decreased water consumption, and combines them with the ease of installation, reliability and value of flow-through humidifiers.

Many whole-house humidifiers list their humidification capacity in gallons per day (GPD), or the amount of moisture they can deliver in a 24 hour period. Typically the GPD claim is based on a home's heating equipment running 100 percent of the time, for 24 hours at 120°F. Since most humidifiers only work when equipment is running (and no equipment runs full-time), they rarely deliver more than one gallon of moisture for every three gallons that they claim. Plus, for every one gallon of water evaporated, three gallons go down the drain.

TrueSTEAM offers the most reliable and efficient levels of moisture because of its near 1:1 humidification delivery rate, regardless of equipment operation.

TYPE OF HUMIDIFIER	HUMIDIFICATION DELIVERY RATE	
Honeywell TrueSTEAM™**	(1:1)	Claim: 12, Delivery: 12, Consumption: 12
Fan-Powered Humidifiers	(1:3)	Claim: 18, Delivery: 6, Consumption: 24-72
Bypass Humidifiers	(1:4)	Claim: 12, Delivery: 3, Consumption: 12-48

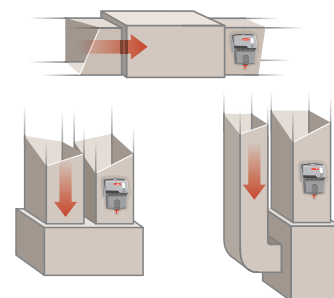
\*\* Does not include auto-flush cycle.



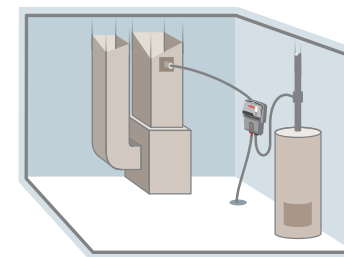
## What installation options are available for TrueSTEAM™?

Traditionally, steam and flow-through humidifiers have required a lot of duct surface in a conditioned environment to install, and homes with HVAC equipment in tight-fitting or unconditioned air spaces were excluded from the benefits of whole-house humidification as a result.

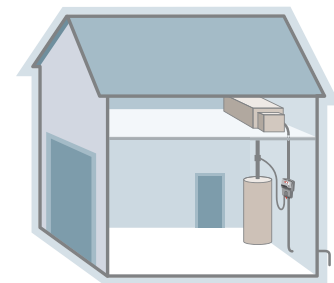
TrueSTEAM™ provides limitless installation opportunities through its remote-mount capability, which allows installers to mount the humidifier up to 20 feet away from the ductwork, so finding space in a conditioned space is no longer an issue. The accessories needed for installing remotely are available in a separate kit, and feature a durable steam tube that can operate in unconditioned air spaces.



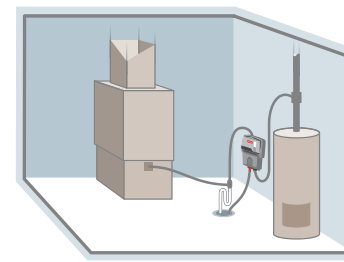
Duct Direct-Mount



Mechanical Room Remote-Mount



Attic Remote-Mount



Down-Flow Remote-Mount

### Learn More

Call toll-free **1-800-328-5111**, visit <http://yourhome.honeywell.com> or e-mail [info@honeywell.com](mailto:info@honeywell.com).

### Automation and Control Solutions

In the U.S.:  
Honeywell  
1985 Douglas Drive North  
Golden Valley, MN 55422-3992

In Canada:  
Honeywell Limited  
35 Dynamic Drive  
Toronto, Ontario M1V 4Z9  
[www.honeywell.com](http://www.honeywell.com)



50-9718  
August 2007  
© 2007 Honeywell International Inc.

TrueSTEAM™  
Humidification System



## Frequently Asked Questions



TrueSTEAM™ takes the best features from current steam humidifiers with their efficiency, performance and decreased water consumption, and combines them with the ease of installation, reliability and value of flow-through humidifiers.



## installation QUESTIONS

### Q How is TrueSTEAM™ wired?

A Push-button terminals provide easy wiring with no tools required, and an interior harness hides exposed wiring for a clean, professional look. TrueSTEAM™ can be configured to operate with or without HVAC equipment operation and has a number of fail-safe options to ensure reliable and efficient operation. Three models are available, varying in circuit capacity.

MODEL	MINIMUM CIRCUIT CAPACITY REQUIRED
HM506	Only 6 amps, so existing circuitry can be used.
HM509	10 amps. May require a dedicated circuit.
HM512	12 amps. Requires a dedicated 15-amp circuit.

### Q How do I know which model I need?

A Choose the Honeywell TrueSTEAM model that's right for your application using the table below.

SQUARE FEET OF SPACE	500	1000	1500	2000	2500	3000
ARI* Recommended Output Delivery (GPD)	0.1	2.2	4.4	6.5	8.6	11.7
TrueSTEAM HM512 - True 12 Gallons						
TrueSTEAM HM509 - True 9 Gallons						
TrueSTEAM HM506 - True 6 Gallons						

\* ARI Guideline F-2007 for tight, residential four-person home with 8' ceilings. Outdoor conditions — 20°F and 70% RH.

### Q What is the recommendation for plumbing a water supply line?

A TrueSTEAM has its own internal heating element which will bring cold water to a boil. Using a hot water supply for TrueSTEAM is not necessary. For homes with hard water, a quick-connection, in-line water filter is packaged with TrueSTEAM which, when installed, inhibits debris from entering the water tank.

## operation QUESTIONS

### Q What mechanical advancements have been made to TrueSTEAM to improve the steam humidification performance?

A Honeywell has developed a number of innovative advancements to address the concerns of yesterday's humidifier quality issues.

#### Fail-Safe Water Sensing

The water float and relays used to sense water levels have been replaced with multiple sensors (two low, two high and one ideal), which are housed within a separate compartment of calm water. This increases the accuracy of water level readings and reduces the likelihood of mechanical failure.

#### Incoloy 600 Heating Element

This robust material, commonly used in the water heater industry, helps inhibit mineral build-up by expanding and contracting as it operates.

#### Condensate Collect Dome And Nozzle

Prevents water from condensing out of the unit, delivering only true steam into the airflow.

#### Dual-Action Water Valve

Automatically fills and drains when needed through the same integrated design, which helps inhibit debris from building up in the tank and valve. The manual shut-off valve allows the solenoid to disengage easily from the water tank, leaving the mechanical and electrical contacts on the humidifier while the tank slides free for service.

### Q What configuration options are available for TrueSTEAM?

#### Automatic Flushing Cycle Options

Can be configured to auto-flush after 10, 20 or 30 hours of operation. Homes with hard water would benefit from more frequent flushing, whereas homes with high-cost utility bills or local codes would benefit from less frequent flushing.

#### Auto End-Of-Season Shutdown Options

TrueSTEAM has the built-in intelligence to know when the humidification season is over. After 48 hours of inactivity, the tank will drain and remain empty, preventing water stagnation.

#### Service Timer Options

Timer-based service lights will activate when it's time to perform annual maintenance on the tank.

## maintenance QUESTIONS

### Q How do I know when maintenance is needed on TrueSTEAM?

#### Common-Sense Interface

TrueSTEAM's intuitive LED user interface provides feedback to the technician during installation and indicates when the system is running or needs service. This not only provides homeowners with the peace-of-mind that TrueSTEAM is functioning efficiently, it also reduces callbacks and ensures that TrueSTEAM is maintained properly for long, reliable operation.



### Q How is TrueSTEAM cleaned?

#### Auto-Flush

TrueSTEAM self-regulates to automatically flush debris when necessary, and has the built-in intelligence to empty the water during periods of inactivity, avoiding water stagnation.



#### Annual Cleaning

Once a year, the TrueSTEAM tank should be manually cleaned with soap and water, or run through a dishwasher to ensure peak efficiency. No tools are required to access and clean the tank, which saves time on contractor's annual service calls.



**Honeywell**